

How to Search for Information in Different Formats

Multimedia Resources



Introduction

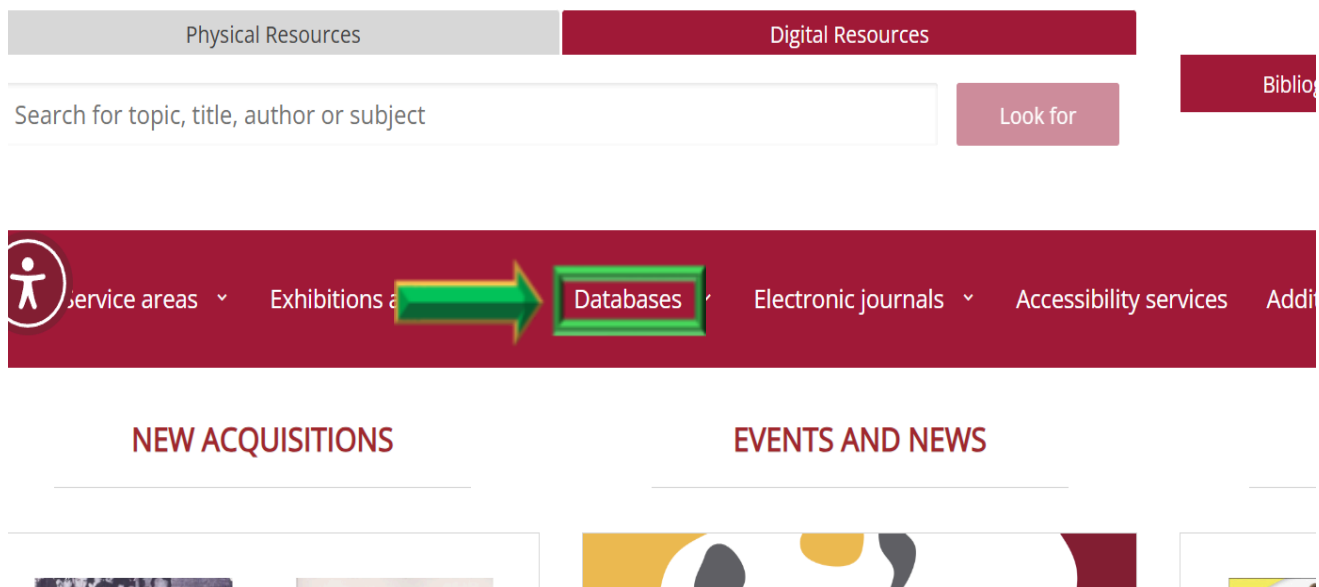
The page of the Biblioteca Madre María Teresa Guevara allows you to search for information resources in various ways to meet different purposes. One of these alternatives is to search for information by printed, digital, or audiovisual formats.

Why Might You Need to Search for Information Resources in a Particular Format?

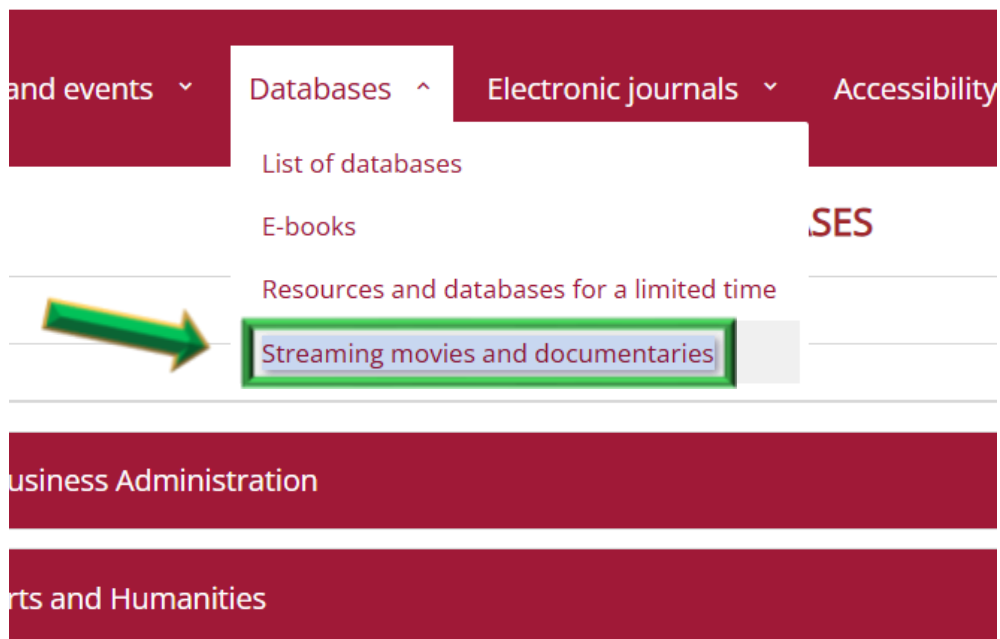
For example, you may need to find the textbook for a class. For this, you will need to search for printed resources. If you need to find newspaper articles for a class, it is convenient to search in a news database. If you need to see what is said about a topic you will research, finding an electronic book can help. If you are looking to watch a documentary, it may be convenient to check audiovisual resource databases.

¿ How Can You Search for Multimedia Resources Through the Library's Webpage?


1. Visit the page: <https://biblioteca.sagrado.edu/>
2. Select the link Databases (located in the center of the screen).



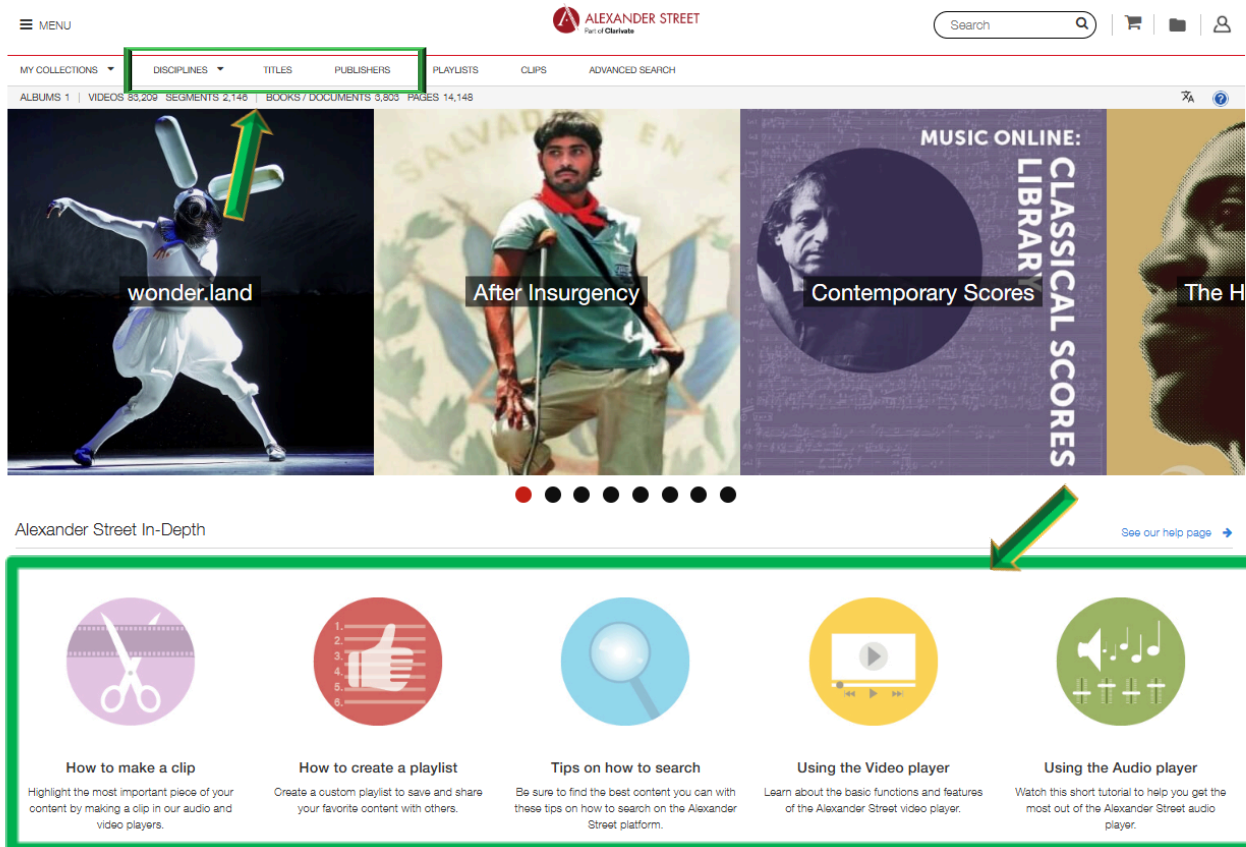
3. When the menu opens, select “Streaming movies and documentaries.”



4. To watch videos with academic content, movies, and documentaries, you can select the following options: *Academic Video Online* y *Kanopy*.



For example, if you select Academic Video Online, you can search by topics, or you can see all the titles organized by discipline, title, or publisher. At the bottom of the page, you will find tutorials to make the most of this site.



5. If you have questions about how to find and view electronic books, communicate with the library staff through chat.



Chat

Pregunta al bibliotecario